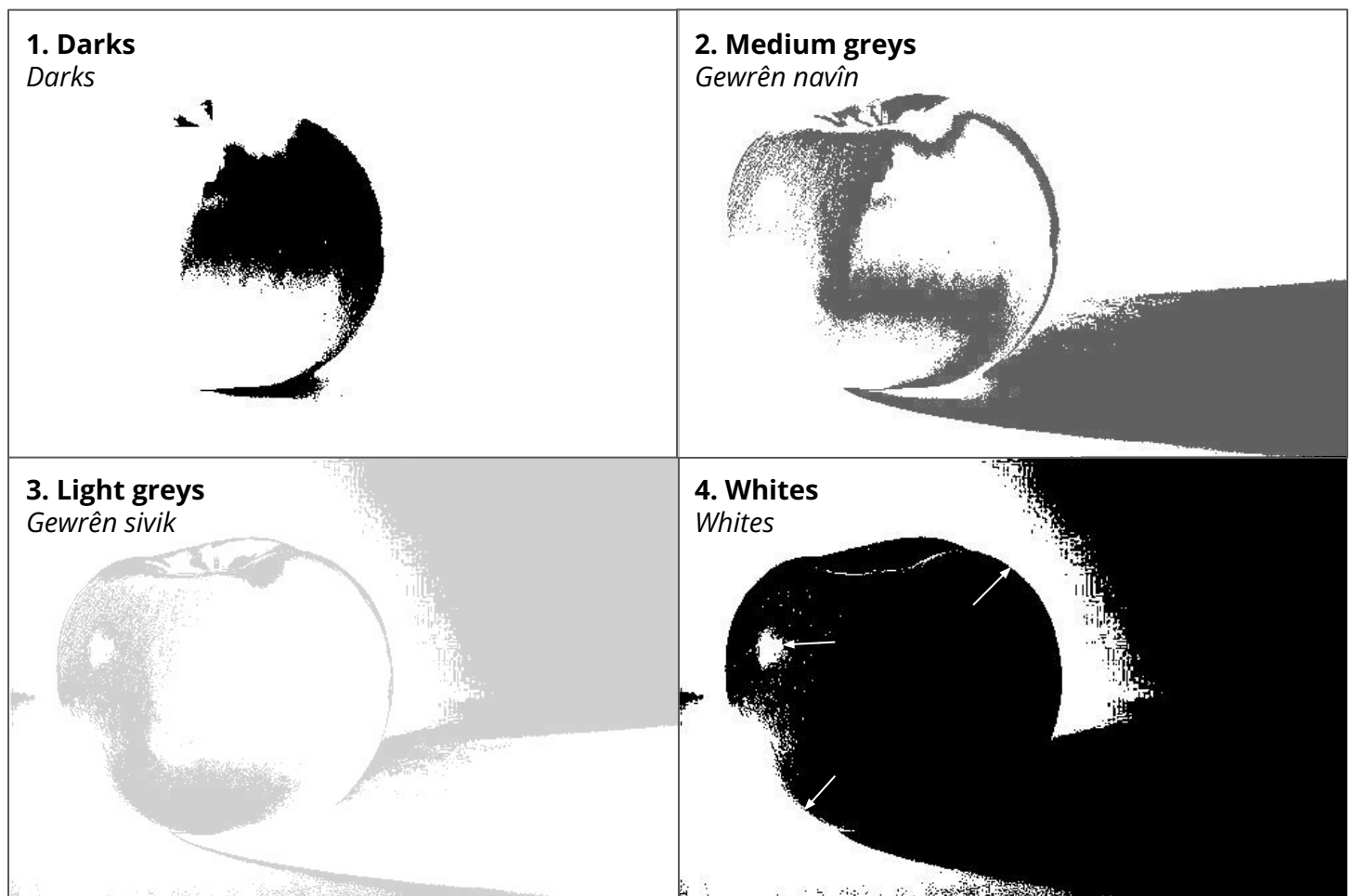



Acrylic painting basics - **Apple**

Bingehên boyaxkirina acrylic - Apple

Choose a colour scheme before you begin. Mix up your four steps of paint before you start. You might want to paint on top of the pictures at the bottom of the page first.

Berî ku hûn dest pê bikin nexşeyek rengîn hilbijêrin Berî ku hûn dest pê bikin çar gavên xwe yê boyax tevlihev bikin. Dibe ku hûn bixwazin pêşî li ser wêneyên li binê rûpelê xêz bikin.

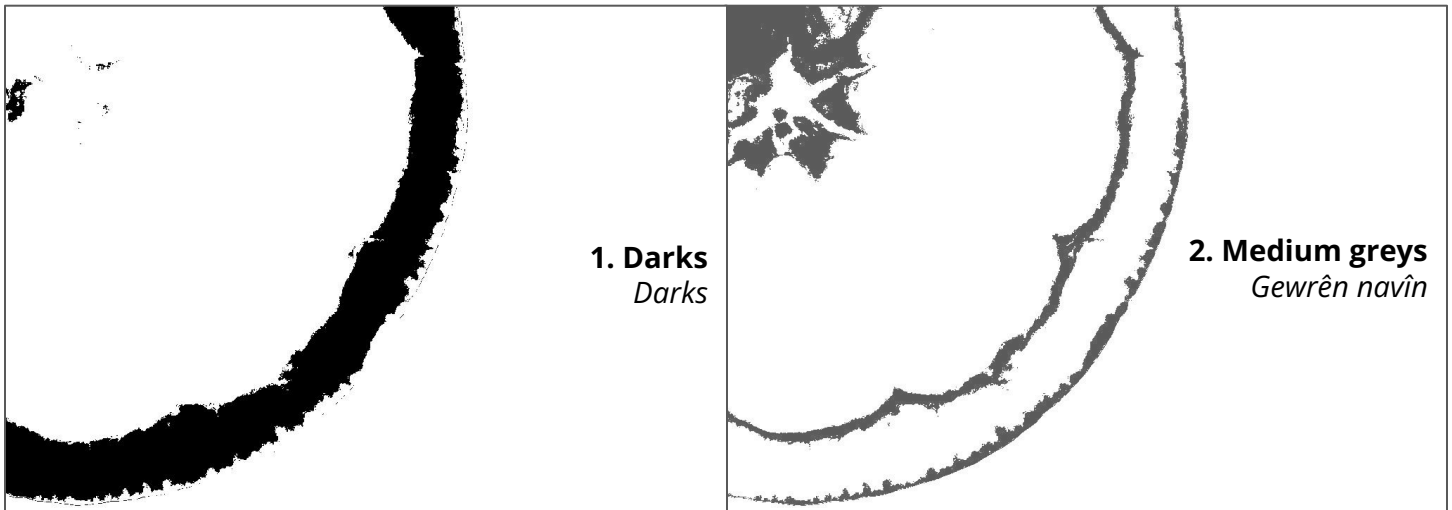
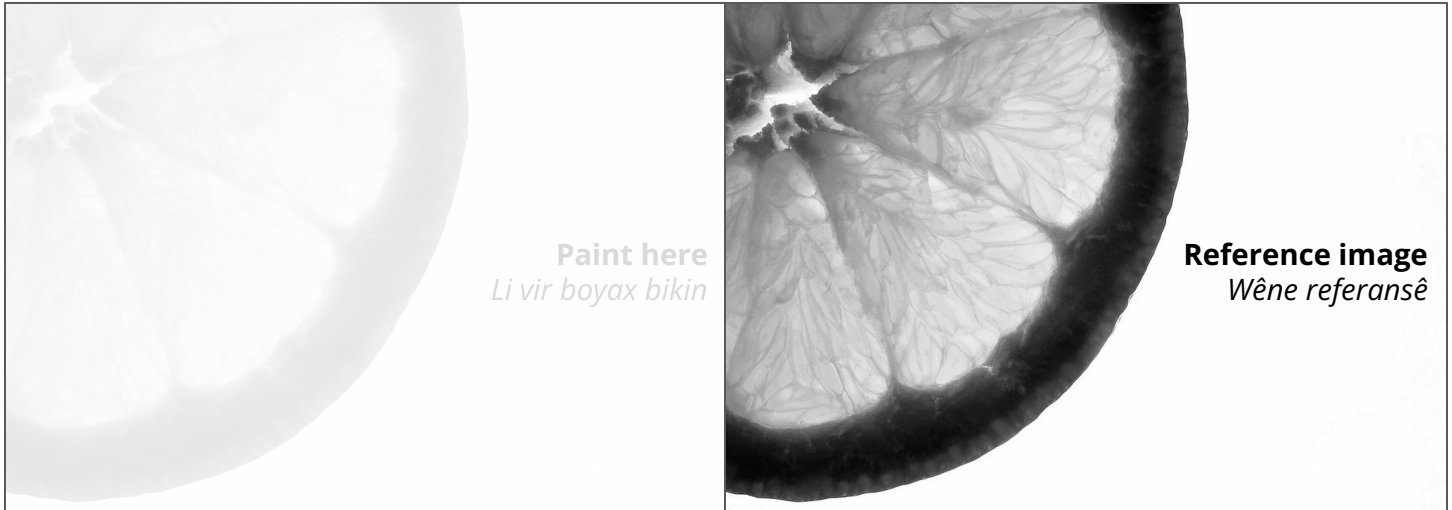


Acrylic painting basics - Orange

Bingehên boyaxkirina acrylic - Orange

Choose a colour scheme before you begin. Mix up your four steps of paint before you start. You might want to paint on top of the pictures at the bottom of the page first.

Berî ku hûn dest pê bikin nexşeyek rengîn hilbijêrin Berî ku hûn dest pê bikin çar gavên xwe yê boyax tevlihev bikin. Dibe ku hûn bixwazin pêşî li ser wêneyên li binê rûpelê xêz bikin.




Acrylic painting basics - Flower

Bingehên boyaxkirina acrylic - Kulîlk

Choose a colour scheme before you begin. Mix up your four steps of paint before you start. You might want to paint on top of the pictures at the bottom of the page first.

Berî ku hûn dest pê bikin nexşeyek rengîn hilbijêrin Berî ku hûn dest pê bikin çar gavên xwe yê boyax tevlihev bikin. Dibe ku hûn bixwazin pêşî li ser wêneyên li binê rûpelê xêz bikin.



Acrylic painting basics - Vermeer

Bingehên boyaxkirina acrylic - Vermeer

Choose a colour scheme before you begin. Mix up your four steps of paint before you start. You might want to paint on top of the pictures at the bottom of the page first.

Berî ku hûn dest pê bikin nexşeyek rengîn hilbijêrin Berî ku hûn dest pê bikin çar gavên xwe yê boyax tevlihev bikin. Dibe ku hûn bixwazin pêşî li ser wêneyên li binê rûpelê xêz bikin.

